

RA12-260D (12V260Ah)

RA12-260D is AGM Deep cycle battery with 10 years floating design life, specially designed for frequent cyclic discharge usage. By using strong grid and specific paste plate, it makes battery have 30% more cyclic life time than standby series. It is applicable for solar energy system, golf cart, electric wheelchair, etc..

Specification

Cells Per Unit	6
Voltage Per Unit	12
Capacity	260Ah@10hr-rate to 1.75V per cell @25°C
Weight	Approx. 74.0 Kg
Max. Discharge Current	2600 A (5 sec)
Internal Resistance	Approx. 3.5 mΩ
Operating Temperature Range	Discharge: -20°C~60°C Charge: 0°C~50°C Storage: -20°C~60°C
Normal Operating Temperature Range	25°C±5°C
Float charging Voltage	13.6 to 13.8 VDC/unit Average at 25°C
Recommended Maximum Charging Current Limit	78 A
Equalization and Cycle Service	14.6 to 14.8 VDC/unit Average at 25°C
Self Discharge	Batteries can be stored for more than 6 months at 25°C. Self-discharge ratio less than 3% per month at 25°C. Please charge batteries before using.
Terminal	Terminal F14
Container Material	A.B.S. (UL94-HB) , Flammability resistance of UL94-V1 can be available upon request.



MH28539




G4M20206-0910-E-16



ISO9001:2000 Certificate

Dimensions

Unit: mm Dimension: 520(L)×268(W)×220(H)



Constant Current Discharge Characteristics: A (25°C)

F.V/Time	5MIN	10MIN	15MIN	30MIN	1HR	2HR	3HR	4HR	5HR	8HR	10HR	20HR
9.60V	896.2	642.2	467.3	287.0	162.2	92.62	65.15	53.91	42.43	31.00	26.22	13.86
10.0V	872.2	611.0	457.7	282.3	161.5	91.92	64.90	53.66	42.18	30.75	25.96	13.61
10.2V	821.9	589.5	450.5	279.8	160.0	91.23	64.40	53.41	41.93	30.50	25.71	13.36
10.5V	738.0	543.9	428.9	272.8	158.5	90.53	64.15	52.92	41.43	30.25	25.46	13.11
10.8V	666.1	496.0	395.4	260.8	154.8	88.91	62.40	51.67	40.68	29.74	25.21	12.86
11.1V	579.9	443.3	354.6	244.4	147.0	84.96	59.65	49.17	38.94	28.48	24.45	12.10

Constant Power Discharge Characteristics: W (25°C)

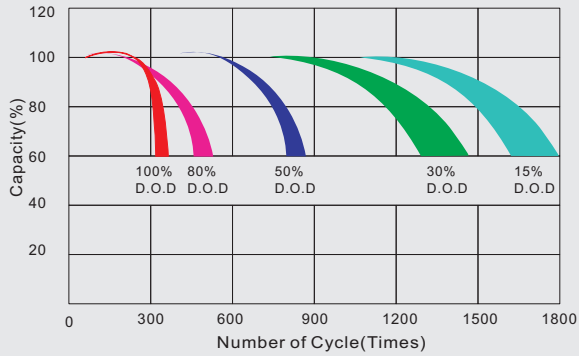
F.V/Time	5MIN	10MIN	15MIN	30MIN	1HR	2HR	3HR	4HR	5HR	8HR	10HR	20HR
9.60V	8535	6241	4595	3239	1856	1065	751.8	623.0	491.2	359.8	294.8	155.7
10.0V	8361	5961	4500	3199	1847	1061	750.3	621.5	488.2	358.3	291.8	154.2
10.2V	7892	5763	4439	3161	1833	1052	745.8	618.5	486.7	355.2	290.2	152.7
10.5V	7107	5325	4233	3090	1815	1042	741.3	614.0	482.2	352.2	287.2	151.2
10.8V	6393	4835	3889	2949	1770	1026	723.3	597.5	474.7	344.7	284.2	149.7
11.1V	5518	4294	3473	2763	1677	979	687.4	569.1	450.8	332.6	275.1	143.6

All mentioned values are average values.

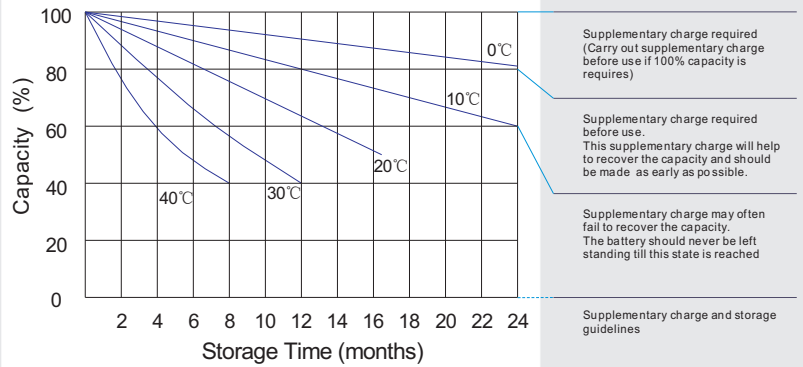
RA12-260D

12V260Ah

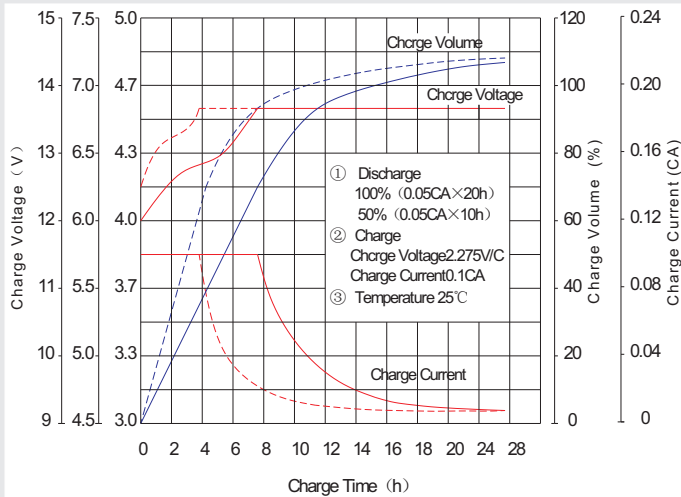
Life characteristics of cyclic use



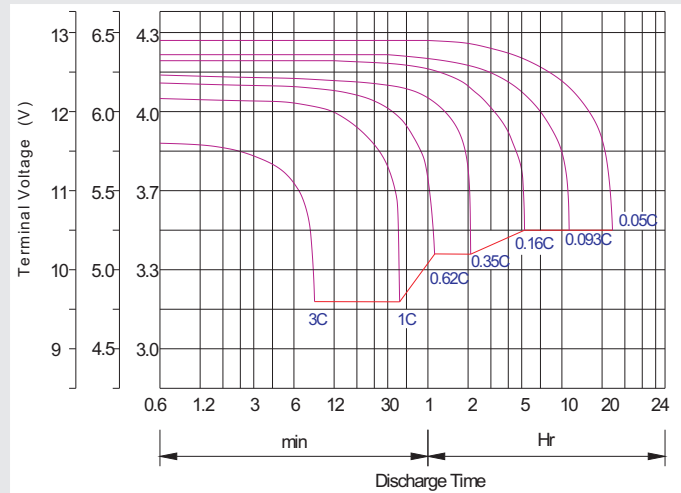
Storage characteristic



Charge characteristic Curve



Discharge characteristic Curve



Capacity Factors With Different Temperature

Battery Type		-20°C	-10°C	0°C	5°C	10°C	20°C	25°C	30°C	40°C	45°C
GEL Battery	6V&12V	50%	70%	83%	85%	90%	98%	100%	102%	104%	105%
	2V	60%	75%	85%	88%	92%	99%	100%	103%	105%	106%
AGM Battery	6V&12V	46%	66%	76%	83%	90%	98%	100%	103%	107%	109%
	2V	55%	70%	80%	85%	92%	99%	100%	104%	108%	110%

Discharge Current VS. Discharge Voltage

Final Discharge Voltage V/cell	1.75V	1.70V	1.60V
Discharge Current (A)	(A) ≤ 0.2C	0.2C < (A) < 1.0C	(A) ≥ 1.0C

Maintenance & Cautions

Cycle service

- ※ Avoid battery over discharge, especially battery series connection use.
- ※ Charged with recommend voltage, ensure battery can be full recharged.
- In general, recharge capacity should be 1.1-1.15 times discharge capacity.
- ※ Effect of temperature on cycle charge voltage: -4mV/°C/Cell.
- ※ There are a number of factors that will affect the length of cyclic service.
- The most significant are depth of discharge, ambient temperature, discharge rate, and the manner in which the battery is recharged.
- Generally speaking, the most important factors is depth of discharge.

Charge the batteries at least once every six months, if they are stored at 25°C.

Charging Method:

Constant Voltage	-0.2Cx2h+2.4~2.45V/Cellx24h, Max. Current 0.3CA
Constant Current	-0.2Cx2h+0.1CAx12h
Fast	-0.2Cx2h+0.3CAx4.0h